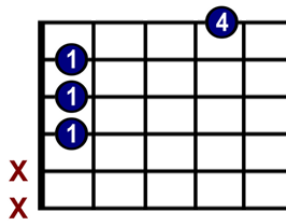




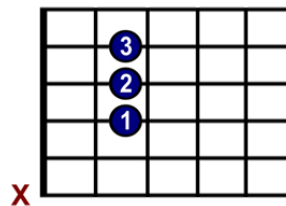
6 Strings

FREE GUITAR CHORD SHEETS

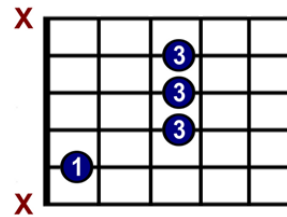
By Richard Moran



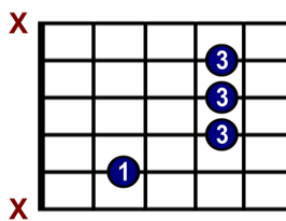
G# / Ab



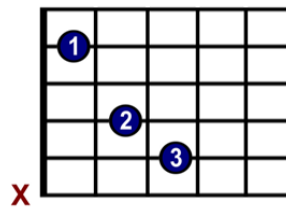
A



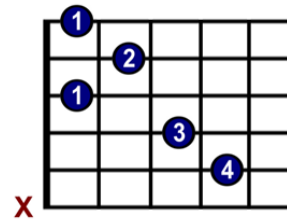
A# / Bb



B



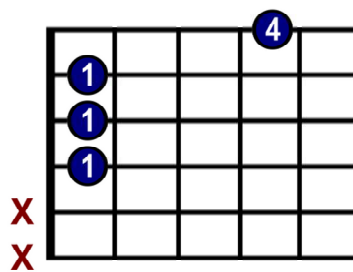
C



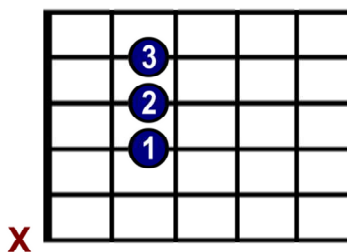
C# / Db



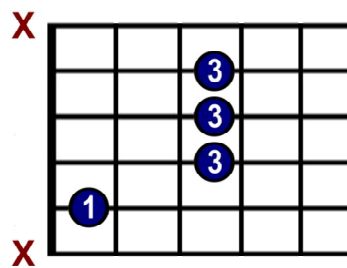
Major Guitar Chords



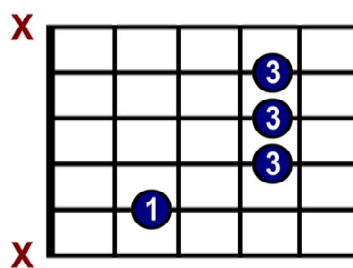
G# / Ab



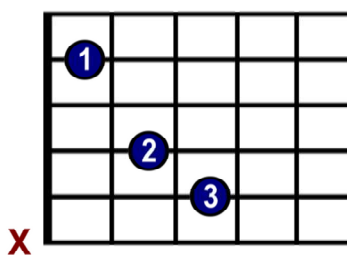
A



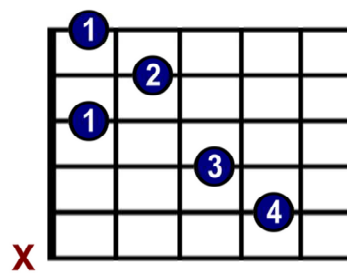
A# / Bb



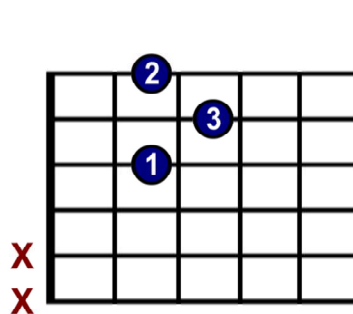
B



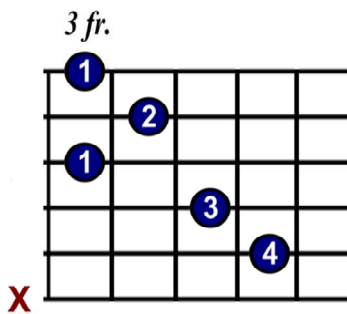
C



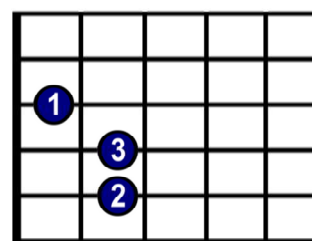
C# / Db



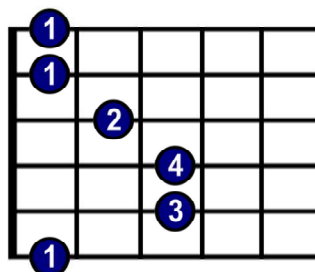
D



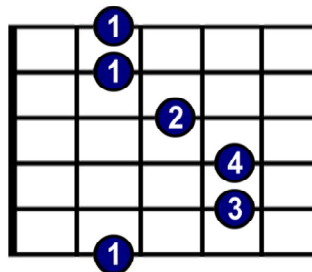
D# / Eb



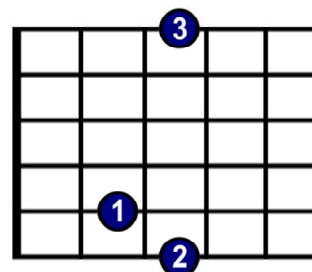
E



F



F# / Gb



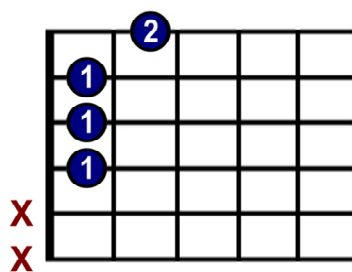
G

Minor Guitar Chords

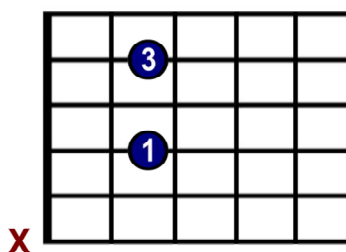
<p>4 fr.</p> <p>G# / Ab</p>	<p>X A</p>	<p>X A# / Bb</p>
<p>X B</p>	<p>X C</p>	<p>4 fr.</p> <p>X C# / Db</p>
<p>X X D</p>	<p>X X D# / Eb</p>	<p>E</p>
<p>F</p>	<p>F# / Gb</p>	<p>G</p>

7th Guitar Chords

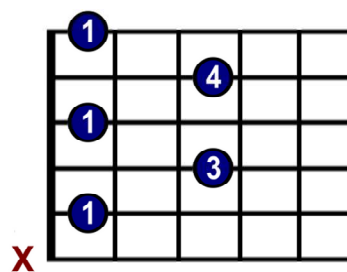
(also known as
Dominant Sevenths)



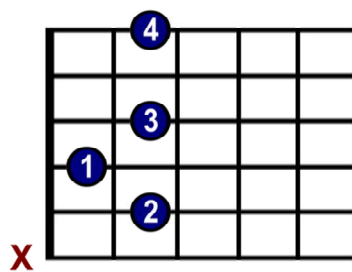
G# / Ab



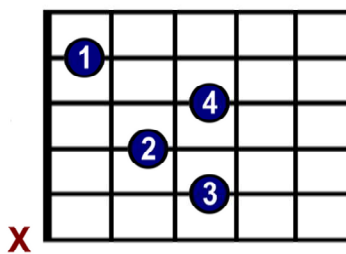
A



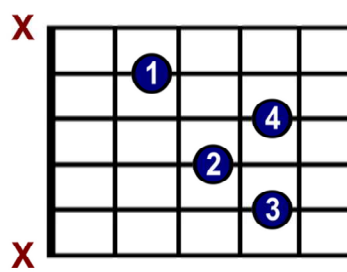
A# / Bb



B

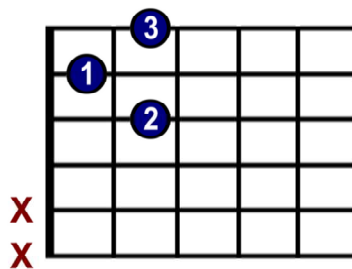


C

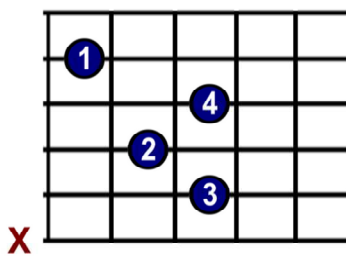


C# / Db

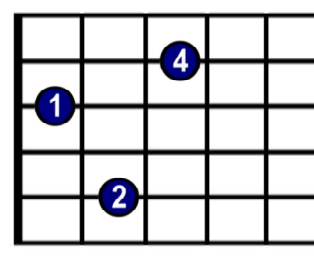
4 fr.



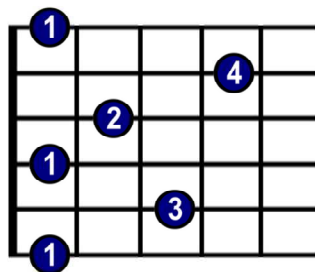
D



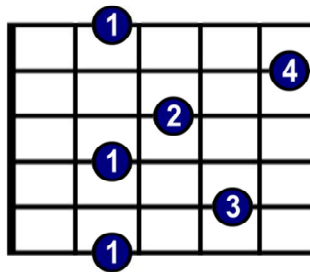
D# / Eb



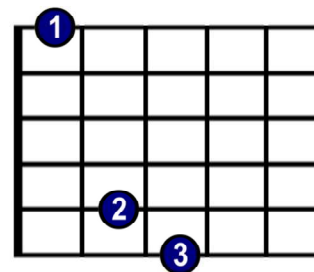
E



F

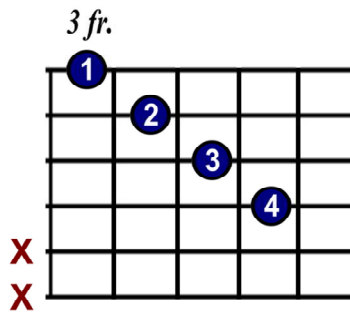


F# / Gb

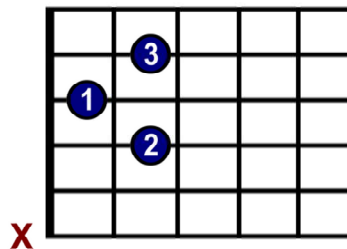


G

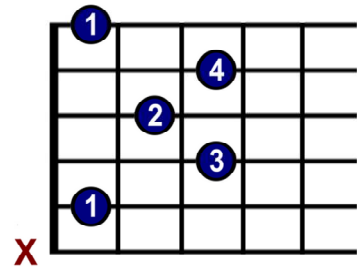
Major 7th Guitar Chords



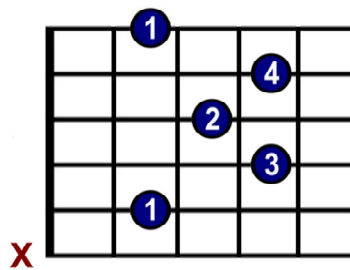
G# / Ab



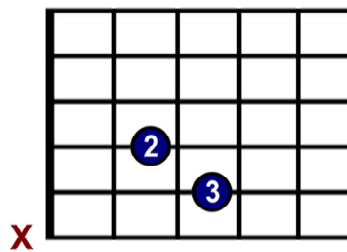
A



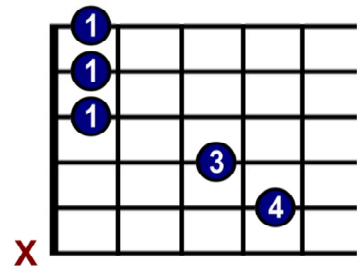
A# / Bb



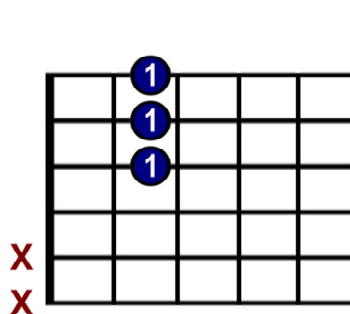
B



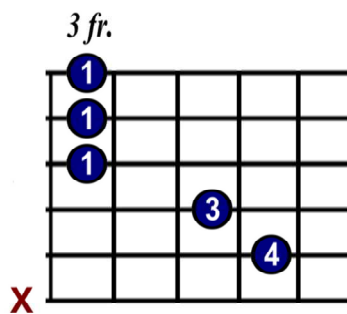
C



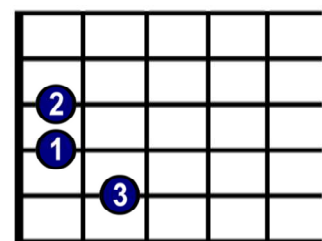
C# / Db



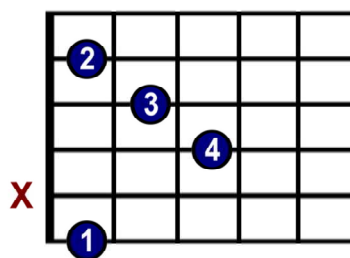
D



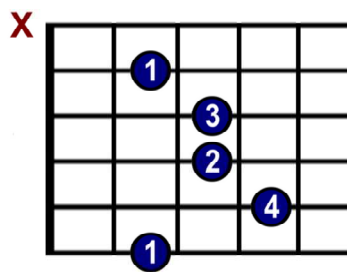
D# / Eb



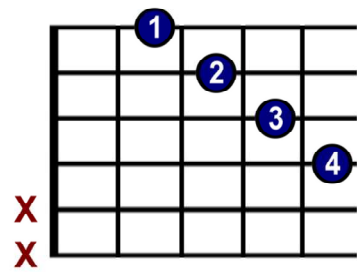
E



F

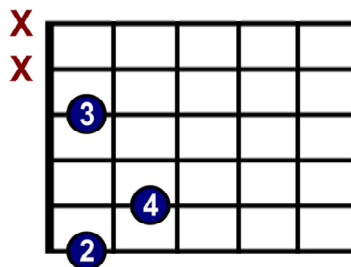


F# / Gb

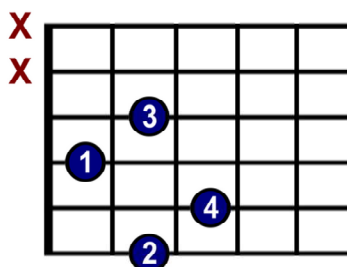


G

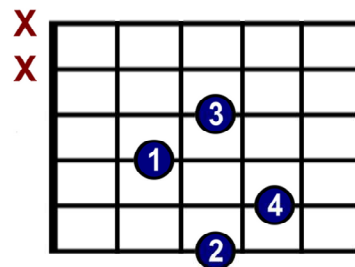
Diminished Guitar Chords



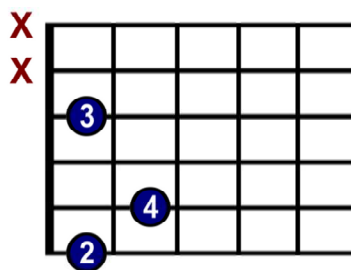
G# / Ab



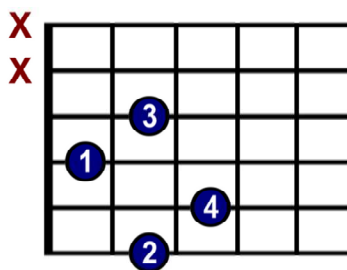
A



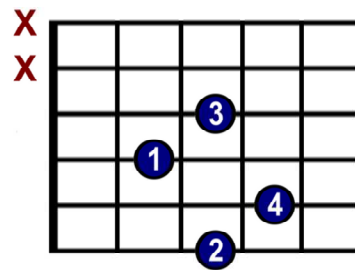
A# / Bb



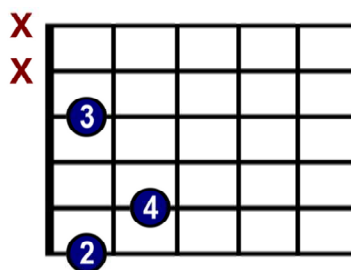
B



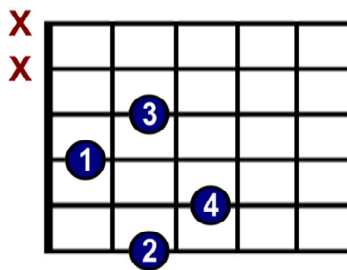
C



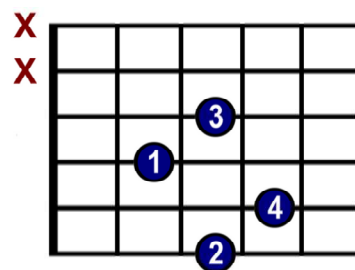
C# / Db



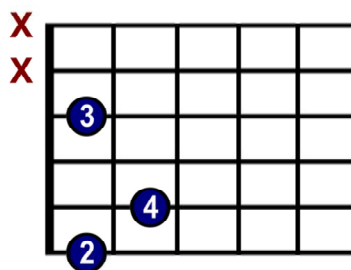
D



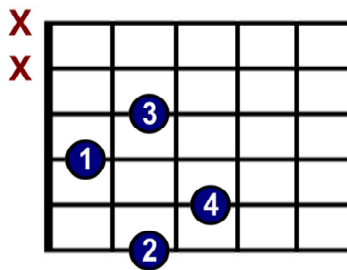
D# / Eb



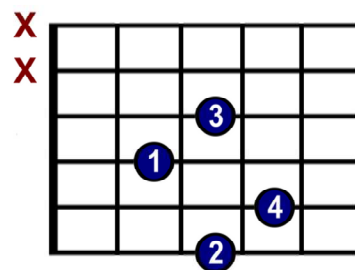
E



F

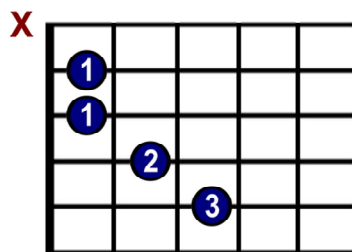


F# / Gb

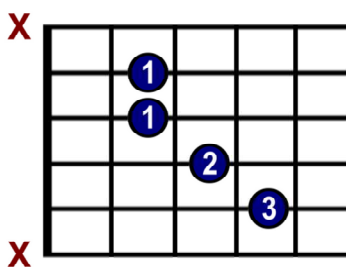


G

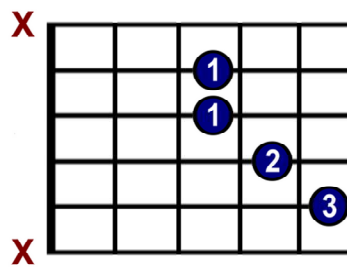
Augmented Guitar Chords



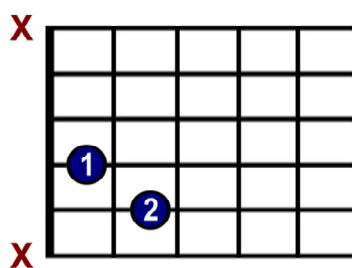
G# / Ab



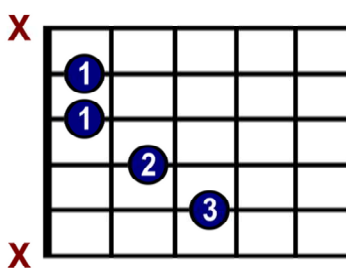
A



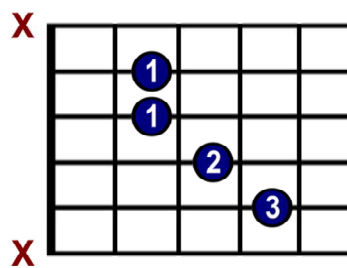
A# / Bb



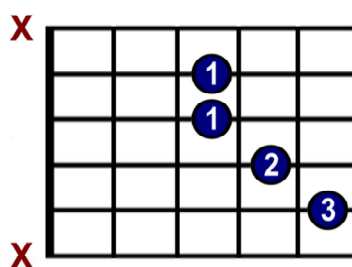
B



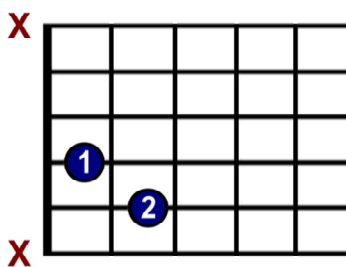
C



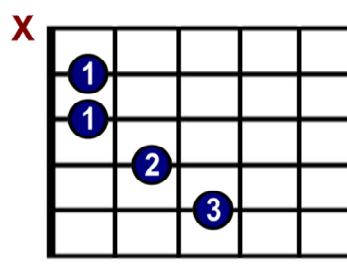
C# / Db



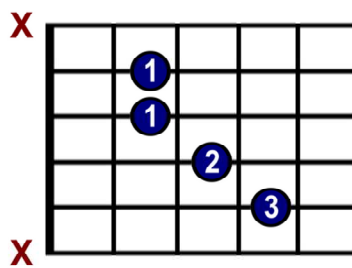
D



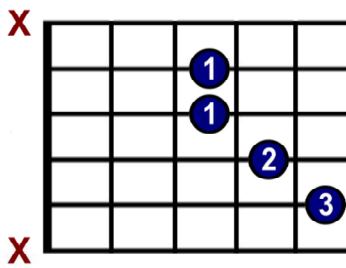
D# / Eb



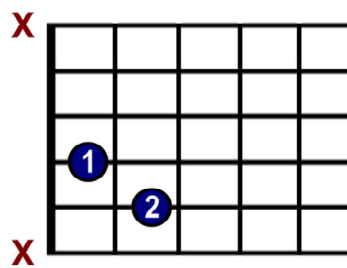
E



F



F# / Gb



G

Minor 7th Guitar Chords

<p>4 fr.</p> <p>G# / Ab</p>	<p>X</p> <p>A</p>	<p>X</p> <p>A# / Bb</p>
<p>X</p> <p>B</p>	<p>X</p> <p>C</p>	<p>X</p> <p>C# / Db</p>
<p>X</p> <p>D</p>	<p>4 fr.</p> <p>X</p> <p>D# / Eb</p>	<p>E</p>
<p>F</p>	<p>2 fr.</p> <p>F# / Gb</p>	<p>3 fr.</p> <p>G</p>

Guitar Chord Cheat Sheet

How Chords are written

Chord Type	Explanation
Major Chords	Are usually written with just the name of the root note. E.g. 'C' for C Major
Minor Chords	Are usually written with a lower-case 'm' following the root note. E.g. Cm
Augmented Chords	Can be written with a '+', '#5', '+5' or 'aug' following the root note
Diminished Chords	Are usually written with 'dim' following the root note
7th Chords	Are usually written with a '7' following the root note. They're also known as Dominant Seventh Chords
Major 7th Chords	Are usually written with 'maj7' following the root note
Minor 7th Chords	Are usually written with 'min7' following the root note

The Fretboard

